

**PLAN VIEW OF PETROL INTERCEPTOR**

Scale 1:20

UNIT REF No.	NOMINAL FLOW	DIM 'L'	APPROX EMPTY WEIGHT (Kg)	FALL ACROSS UNIT
NS3	3 L/S	1760	110	50
NS6	6 L/S	1760	110	50
NS10	10 L/S	2610	130	50
NS15	15 L/S	3910	167	50

**NOTES**

1. INLET/OUTLET PIPES ARE PLAIN PIPE Ø200mm PVCu. THE STANDARD EN858 STATES MINIMUM CONNECTION SIZES, UNITS ORDERED WITH DIFFERENT SIZED CONNECTIONS ARE NOT FULLY COMPLIANT WITH THE STANDARD.

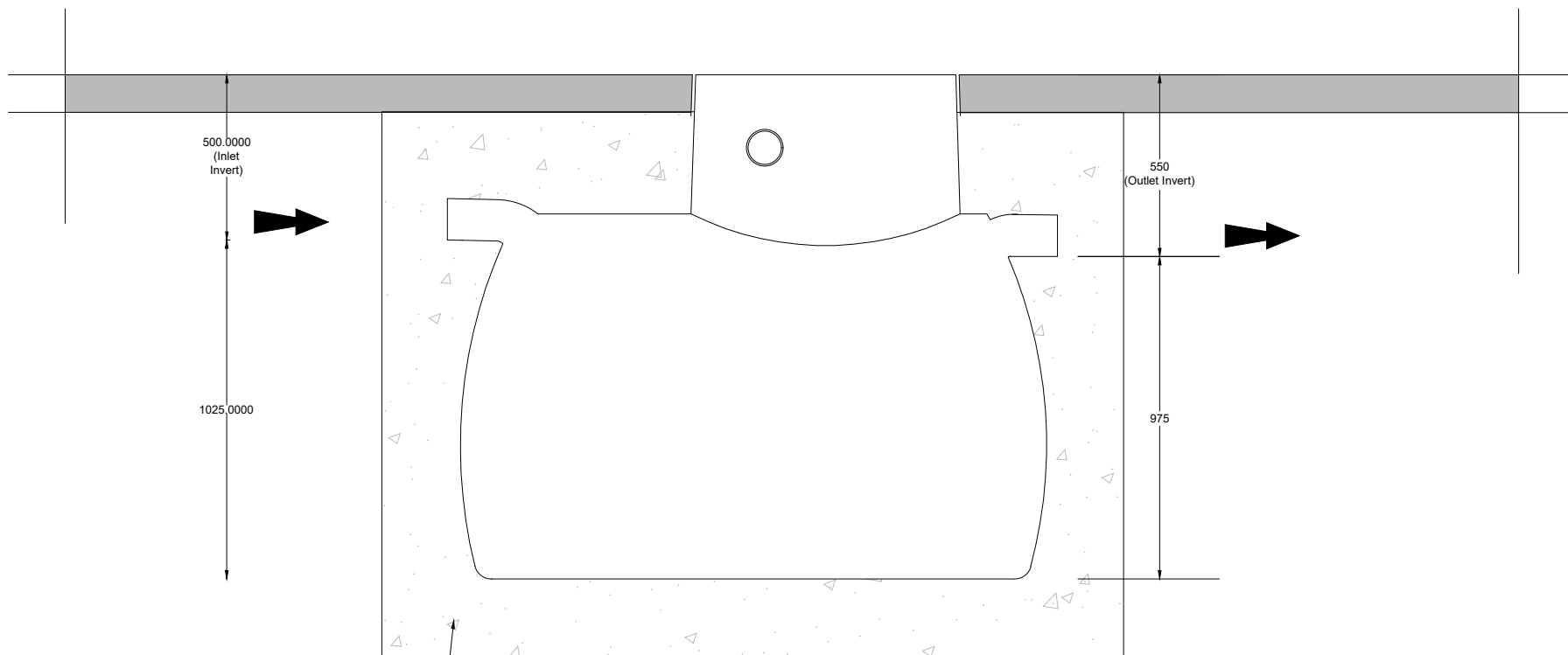
2. PLEASE NOTE A CLASS 1 SEPARATOR INCLUDES A COALESCER, CLASS 2 SEPARATORS DO NOT.

3. EXTENSION NECKS FOR DEEPER INVERTS CAN BE PROVIDED IN 0.5m INCREMENTS FOR ON SITE ASSEMBLY. THE FIRST 0.5m IS A PUSH-FIT SPIGOT. THE NEXT 0.5m IS FLANGED AND SUPPLIED WITH A MASTIC KIT AND NUTS AND BOLTS. MAX 2.0m INVERT RECOMMENDED.

4. ALL UNITS REQUIRE APPROPRIATE COVER & FRAME TO SUIT APPLIED LOADINGS.

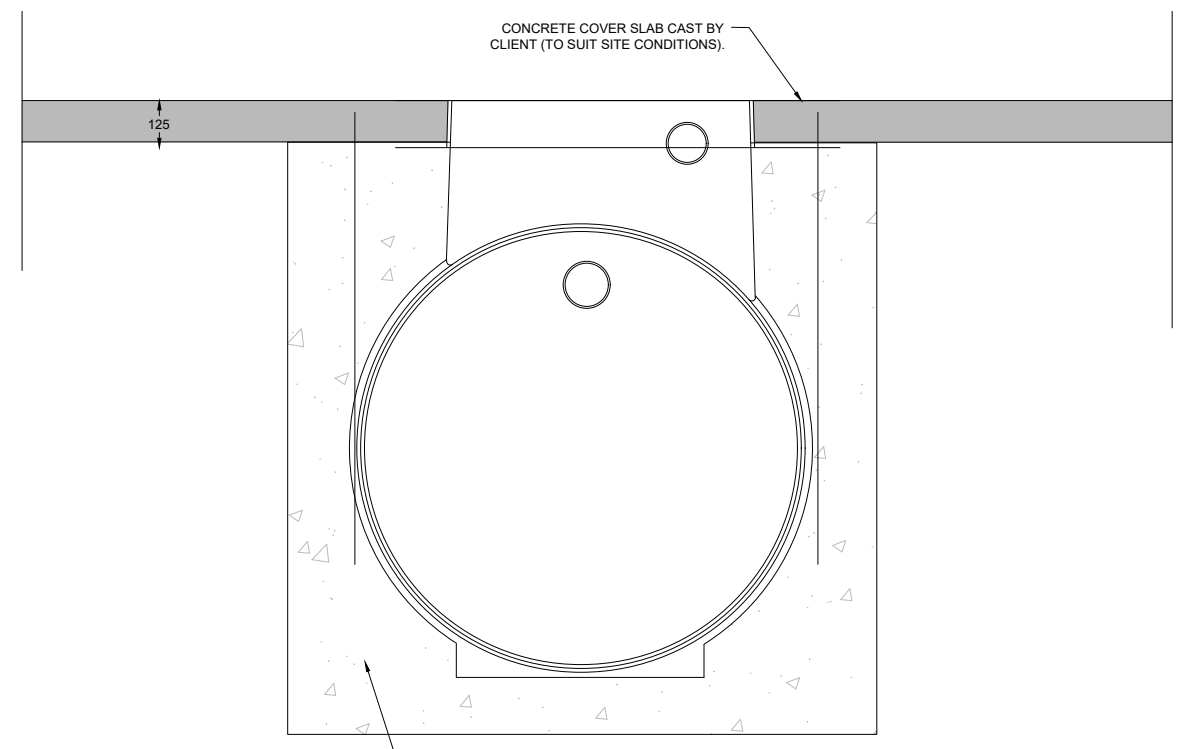
5. THIS DRAWING SHOULD BE USED FOR DIMENSIONAL INFORMATION ONLY. IT IS ESSENTIAL THAT THIS DRAWING IS READ IN CONJUNCTION WITH INSTALLATION GUIDELINES SUPPLIED WITH UNIT. (COPIES ARE AVAILABLE FROM OUR SALES DEPARTMENT).

6. REDUCERS ARE AVAILABLE AT EXTRA COST TO SUIT ALTERNATE PIPEWORK REQUIREMENTS.



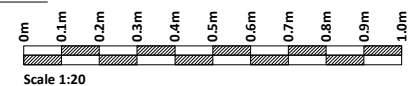
**ELEVATION OF PETROL INTERCEPTOR**

Scale 1:20



**SECTION THROUGH PETROL INTERCEPTOR**

Scale 1:20



If Applicable : Ordnance Survey Ireland Licence No. EN 0001219 © Ordnance Survey Ireland and Government of Ireland



No part of this document may be reproduced or transmitted in any form or stored in any retrieval system of any nature without the written permission of Fehily Timoney & Company as copyright holder except as agreed for use on the project for which the document was originally issued. Do not scale. Use figured dimensions only. If in doubt - Ask!

Rev.	Description	App By	Date
A	ISSUE FOR APPROVAL	JH	17.09.20
B	ISSUE FOR GENERAL COMMENT FOR ALL DRAWINGS	JH	24.11.20
C	ISSUE FOR PLANNING	JH	11.12.20

PROJECT	CLIENT		
<b>CROAGHAUN WIND FARM</b>	<b>COILLTE</b>		
<b>SHEET</b>	Date	17.09.20	Project number P1913
	Drawn by	SOC	Drawing Number
	Checked by	TB	<b>P1913-0501-0004</b>
<b>FUEL RETENTION PETROL INTERCEPTOR</b>	Scale (@ A3-)	1:20	Rev <b>C</b>

O:\ACAD\2019\1913\1913-0501-0004