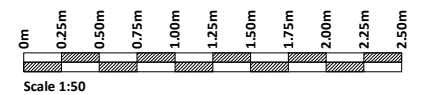
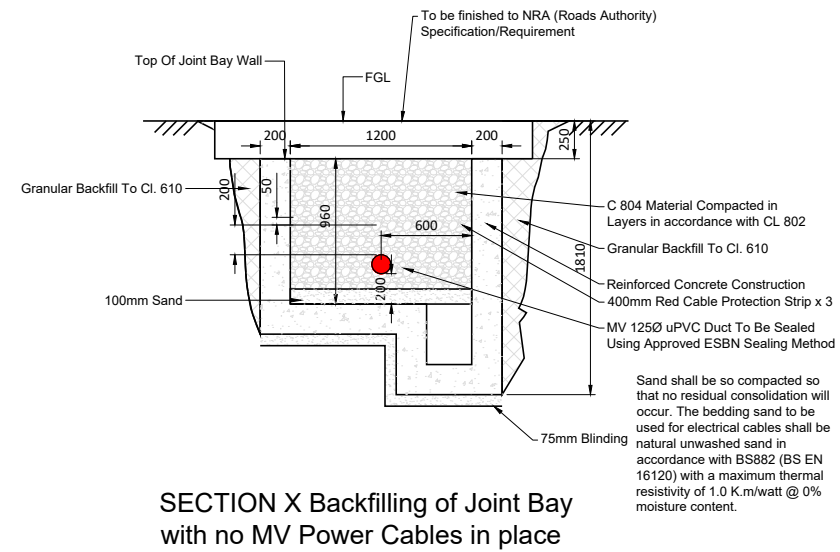
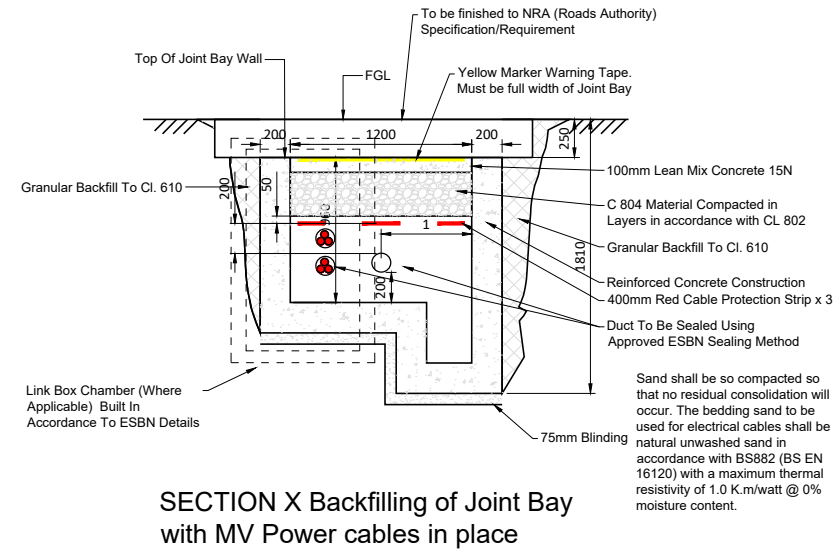
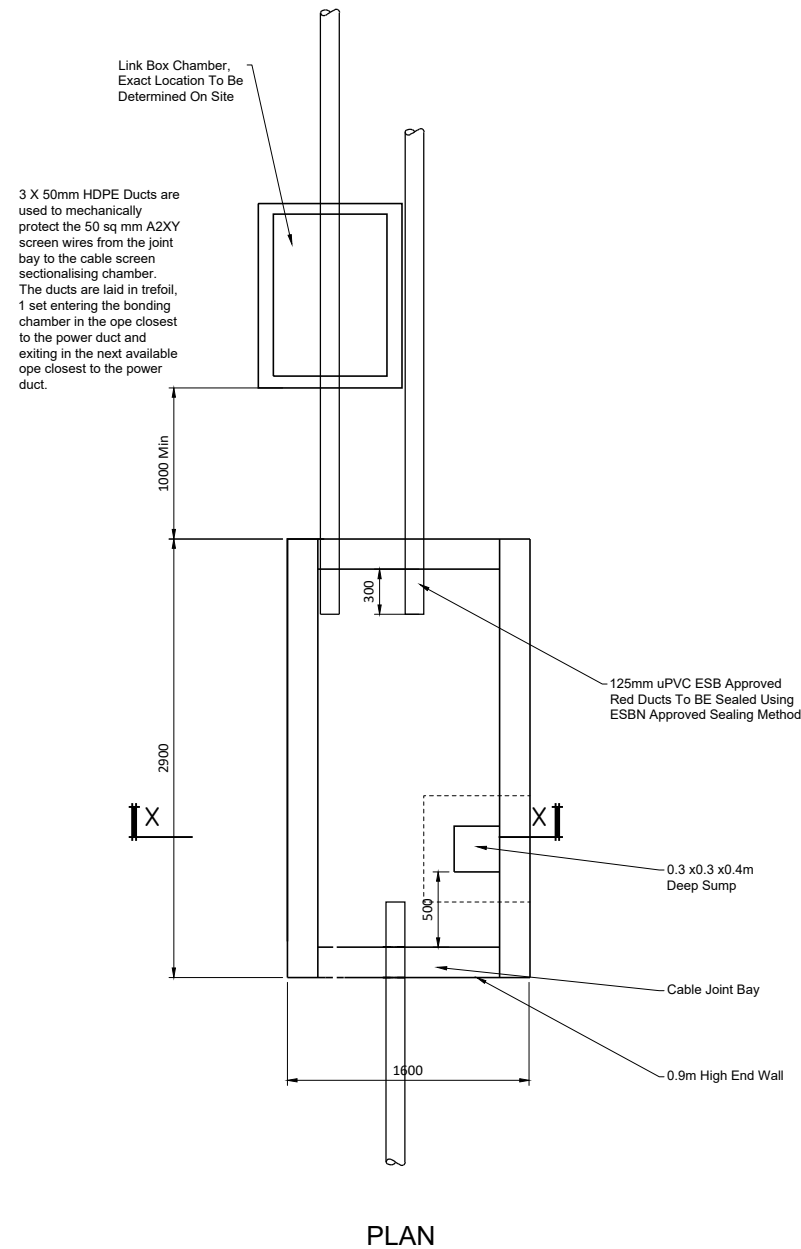


NOTES:

1. This drawing to be read in conjunction with all relevant engineers, architects and ESB drawings & specifications.
2. All dimensions are in mm
3. Do not scale dimensions.
4. The contractor shall check all dimensions prior to construction, any discrepancies to be notified to this office in writing immediately.
5. Concrete grade C28/35
6. Concrete cover to reinforcement to be 40mm



If Applicable : Ordnance Survey Ireland Licence No. EN 0001219 © Ordnance Survey Ireland and Government of Ireland



No part of this document may be reproduced or transmitted in any form or stored in any retrieval system of any nature without the written permission of Fehily Timoney & Company as copyright holder except as agreed for use on the project for which the document was originally issued. Do not scale. Use figured dimensions only. If in doubt - Ask!

Rev.	Description	App By	Date
A	ISSUE FOR APPROVAL	JH	07.09.20
B	ISSUE FOR GENERAL COMMENT FOR ALL DRAWINGS	JH	24.11.20
C	ISSUE FOR PLANNING	JH	11.12.20

PROJECT	CROAGHAUN WIND FARM			CLIENT	COILLTE		
SHEET	INTERNAL JOINT BAY DETAILS			Date	07.09.20	Project number	P1913
				Scale (@ A3-)	1:50	Drawing Number	P1913-0300-0006
				Checked by	TB	Rev	C

O:\ACAD\2019\1913\1913-0300-0006